

# CH Series – Centrifugal Horizontal Multistage Pumps

Our CH series of centrifugal multistage pumps are built to provide a high quality and reliable solution for applications that require high flow rates of 60 - 145 litres/minute and heads from 20 - 60 metres.


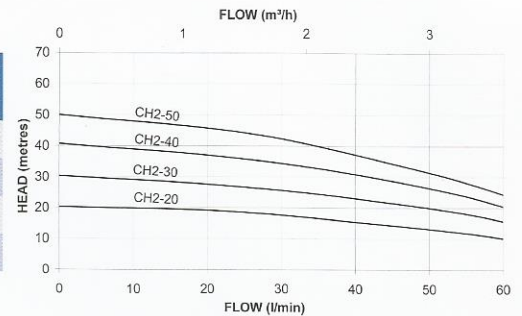
- Self priming
- Durable brass bodied construction
- Stainless steel case, shaft and impellers
- Silicon / carbon seals mounted in silicon rubber
- IP55 Continuously rated motor
- Fan cooled motor for ambient temperatures up to 50° C
- Supplied with flying lead for local requirements
- Compliant with EN 60335 electrical safety standards



Two Stage

## CH 2 Range - 60 litres / minute

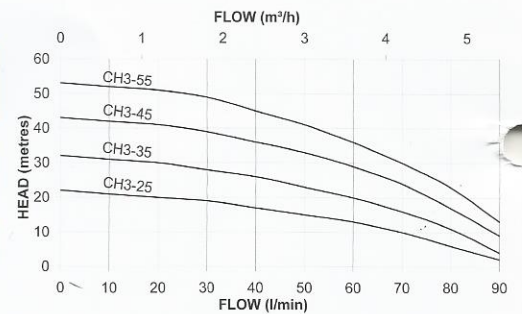
Model No	Part No	HP	Max Flow l/min	Inlet	Outlet
CH 2-20	46548	0.50	60	1"	1"
CH 2-30	46549	0.65	60	1"	1"
CH 2-40	46550	0.95	60	1"	1"
CH 2-50	46551	1.15	60	1"	1"



Three Stage

## CH 3 Range - 90 litres / minute

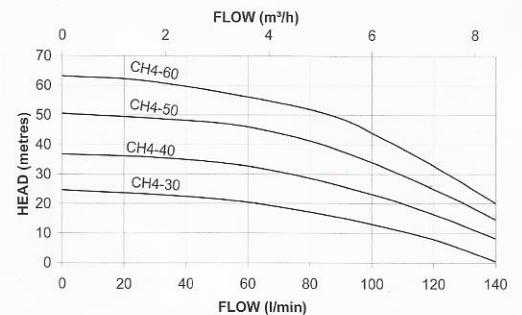
Model No	Part No	HP	Max Flow l/min	Inlet	Outlet
CH 3-25	46570	0.60	90	1"	1"
CH 3-35	46571	0.90	90	1"	1"
CH 3-45	46572	1.00	90	1"	1"
CH 3-55	46573	1.30	90	1"	1"



Four Stage

## CH 4 Range - 145 litres / minute

Model No	Part No	HP	Max Flow l/min	Inlet	Outlet
CH 4-30	46553	0.75	145	1 1/4"	1"
CH 4-40	46554	1.00	145	1 1/4"	1"
CH 4-50	46555	1.50	145	1 1/4"	1"
CH 4-60	46556	2.00	145	1 1/4"	1"



Five Stage

All pumps suitable for 230/1/50