



## wasteflo



# Stuart Turner - A name you can trust



When you choose a wasteflo product from Stuart Turner you are investing in a name you can trust to deliver quality, design innovation, value for money and industry leading customer service.

Established in 1906 and still operating from the same site based in Henley-on-Thames, Stuart Turner has gained over 100 years of engineering experience. During this time we have achieved an enviable market leading reputation both in the UK and International markets.

Our continual investment in engineering experience and manufacturing capability has kept Stuart Turner at the forefront of design technology and product innovation. Our products offer the greatest value for money by being the most efficient, reliable and safest products available in the market today.

All this is supported by our market leading technical and after sales service 'Pump Assist', who are available to offer guidance on; product selection, installation advice, spare parts and help in locating your local stockist.



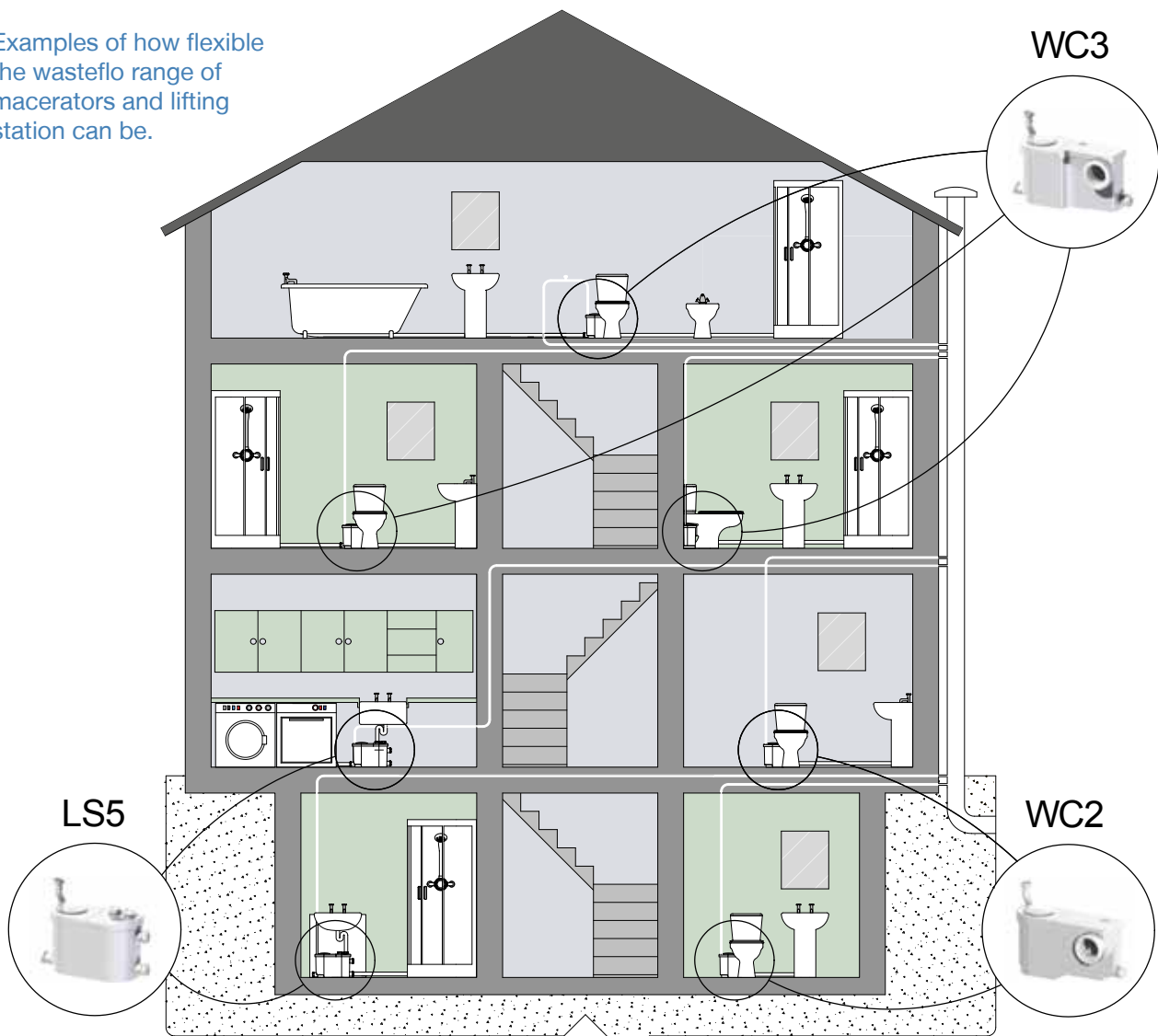
# Create a bathroom, kitchen or utility room anywhere

The new wasteflo range of macerators and lifting station from Stuart Turner are immensely versatile, ensuring that from just three models you can efficiently remove wastewater from your property. Wasteflo therefore offers a range of flexible options to create a bathroom, kitchen or utility room anywhere in your home or commercial building.

The compact design and low noise levels mean that wasteflo products can be located anywhere, even in places such as bedrooms, loft spaces, stairwells, cellars and within kitchen or bathroom furniture.

Wasteflo products provide washroom solutions in a variety of environments: homes, offices, factories, restaurants, pubs, leisure centres, camping sites and temporary or mobile accommodation units.

Examples of how flexible the wasteflo range of macerators and lifting station can be.



# Wasteflo range

The wasteflo range offers two macerators and a lifting station all designed with an innovative removable watertight cassette system, which houses the electrical and mechanical components. This cassette system allows for easy and clean access without having to remove any pipe work or the appliance when servicing or maintaining the product.

---

## wasteflo WC 2 - Macerator

Ideal for converting any area into a simple cloakroom with a toilet and basin.



Pages 6 & 7



Part No: 46575

---

## wasteflo WC 3 - Macerator

Super slim design, ideal for transforming any area into a complete bathroom or en-suite, with a toilet, basin, shower or bath and even a bidet.



Pages 8 & 9



Part No: 46576

---

## wasteflo LS 5 - Lifting station

Allows you to create a shower room, kitchen or utility room anywhere. A shower, basin, sink, washing machine and dishwasher can all be connected.



Pages 10 & 11



Part No: 46577

# Features and benefits

## Easy product selection

- 3 models satisfy all application requirements
- Suitable for domestic and commercial applications

## Innovative watertight cassette system

- Houses all mechanical and electrical components
- Easy and clean to maintain – no more dirty hands
- No need to remove pipe work or the appliance to service

## Extremely quiet operation

- Can be used in any environment
- Low noise levels - less than 60 dB

## Powerful performance

- Macerators pump 5m vertically or 52m horizontally
- Lifting station pumps 7m vertically or 72m horizontally

## Attractive and compact design

- Super slim WC 3 Macerator variant
- White high gloss polypropylene
- Seamlessly matches all white sanitaryware
- Designed to be easily cleaned

## Reliability built in

- 2 year guarantee
- Complies with EN 12050
- Manufactured to ISO 9001
- Technical Helpline - Pump Assist
- National network of Service Engineers
- Full range of spares available



# WC 2 - Macerator



The wasteflo WC 2 macerator is ideal when creating a simple cloakroom with a toilet and wash hand basin. Its attractive and compact design means it fits perfectly with all other sanitaryware.

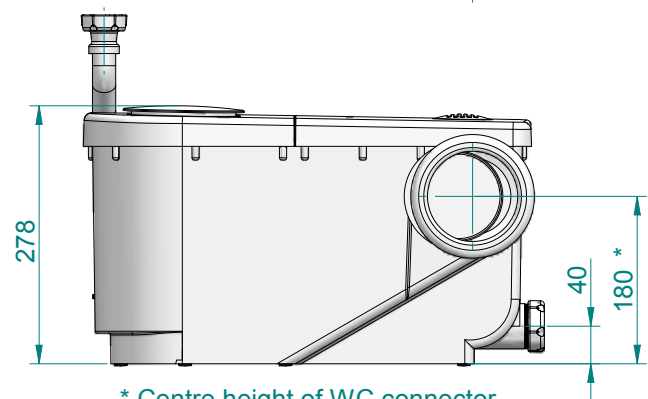
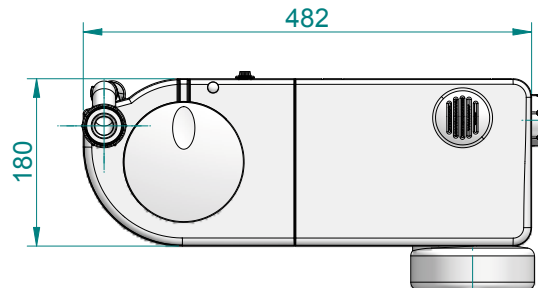
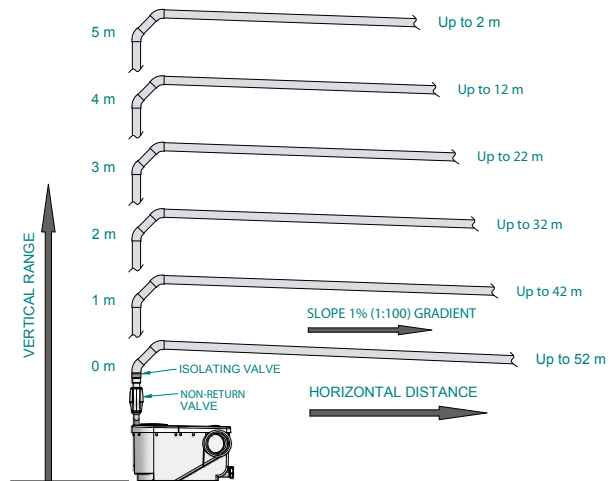
- One toilet pan connector with innovative inbuilt height adjustment
- One side inlet with non return valve, suitable for 32mm (1¼") or 40mm (1½") waste pipe connections (inlet adaptor included).
- 32mm (1¼") diameter waste outlet
- Pumps up to 5m vertically or 52m horizontally
- Maximum flow rate of 90 litres / min
- Cassette system allows easy maintenance
- Motor 500 watts
- Complies with EN 12050
- Less than 60 dB noise level
- Supplied pre-wired with 1.5m supply cable
- Full range of spares available



Create a cloakroom with a toilet and wash hand basin anywhere.

# WC 2 Specifications

Part No: 46575



\* Centre height of WC connector can be adjusted +/- 16mm

E-mail: [pumps@stuart-turner.co.uk](mailto:pumps@stuart-turner.co.uk) Tel: Pump Assist: 0844 98 000 97 Web: [www.stuart-turner.co.uk](http://www.stuart-turner.co.uk)

# WC 3 - Macerator



The wasteflo WC 3 macerator is ideal when transforming any area into a complete bathroom or en-suite. With its attractive and super slim design it's fully compatible with standard and slim line sanitaryware. A toilet, wash hand basin, shower, bath or even a bidet can be connected. This product's versatility meets the demand of all washroom applications.

- One toilet pan connector with innovative inbuilt height adjustment
- Two side inlets with non return valves, suitable for 32mm (1¼") or 40mm (1½") waste pipe connections (inlet adaptor included).
- 32mm (1¼") diameter waste outlet
- Pumps up to 5m vertically or 52m horizontally
- Maximum flow rate of 90 litres / min
- Cassette system allows easy maintenance
- Motor 500 watts
- Complies with EN 12050
- Less than 60 dB noise level
- Supplied pre-wired with 1.5m supply cable
- Full range of spares available

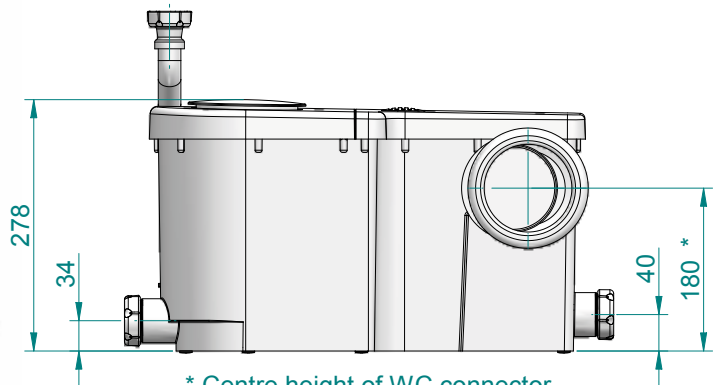
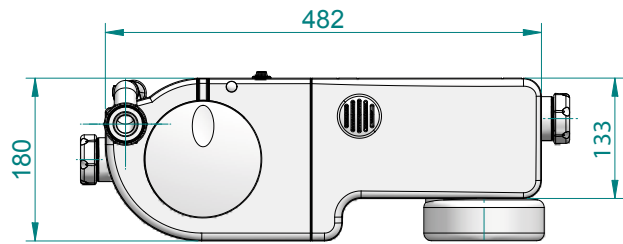
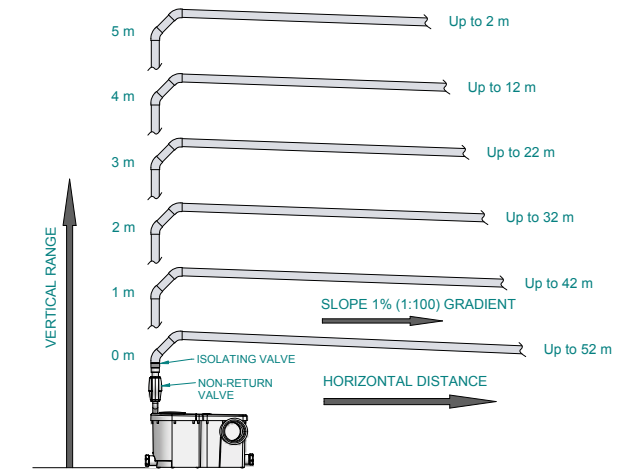


Transform any area into a complete bathroom or en-suite.



# WC 3 Specifications

Part No: 46576



\* Centre height of WC connector can be adjusted +/- 16mm

E-mail: [pumps@stuart-turner.co.uk](mailto:pumps@stuart-turner.co.uk) Tel: Pump Assist: 0844 98 000 97 Web: [www.stuart-turner.co.uk](http://www.stuart-turner.co.uk)

# LS 5 - Lifting station



The lifting station is ideal when you need to create a shower room, kitchen or utility room anywhere in your home or commercial building. Showers, wash hand basins, sinks, washing machines or dishwashers can all be connected to the attractive and compact designed product, which can easily be concealed within kitchen or bathroom furniture.

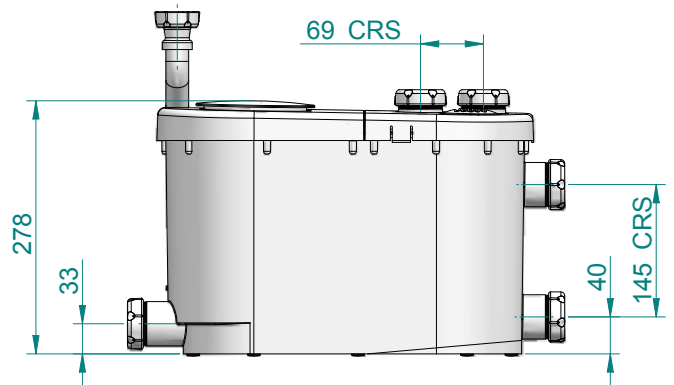
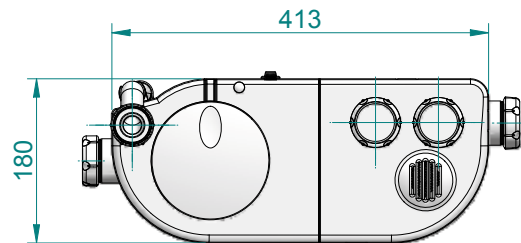
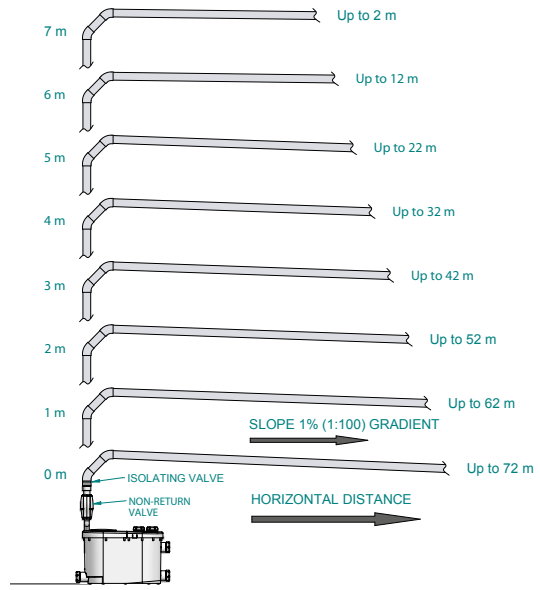
- Two top inlet connections suitable for dishwasher and washing machine
- Three side inlets with non return valves, suitable for 32mm (1¼") or 40mm (1½") waste pipe connections (inlet adaptor included)
- 32mm (1¼") diameter waste outlet
- Pumps up to 7m vertically or 72m horizontally
- Maximum flow rate of 120 litres / min
- Cassette system allows easy maintenance
- Motor 460 watts
- Complies with EN 12050
- Less than 60 dB noise level
- Supplied pre-wired with 1.5m supply cable
- Full range of spares available



Create a shower room, kitchen or utility room anywhere

# LS 5 Specifications

Part No: 46577



E-mail: [pumps@stuart-turner.co.uk](mailto:pumps@stuart-turner.co.uk) Tel: Pump Assist: 0844 98 000 97 Web: [www.stuart-turner.co.uk](http://www.stuart-turner.co.uk)



Stuart Turner Ltd  
Market Place  
Henley-on-Thames  
Oxfordshire  
RG9 2AD  
England

Telephone: +44 (0) 1491 572655  
Pump Assist: 0844 98 000 97  
Fax: +44 (0) 1491 573704  
Email: [pumps@stuart-turner.co.uk](mailto:pumps@stuart-turner.co.uk)  
Web: [www.stuart-turner.co.uk](http://www.stuart-turner.co.uk)

VAT Reg No. 199 0987 92. Registered in England No. 88368  
Registered Office: Market Place, Henley-on-Thames

Stuart Turner Ltd reserves the right to alter or change specification  
without notice.

Part No 19622 Issue No 2811/1-01